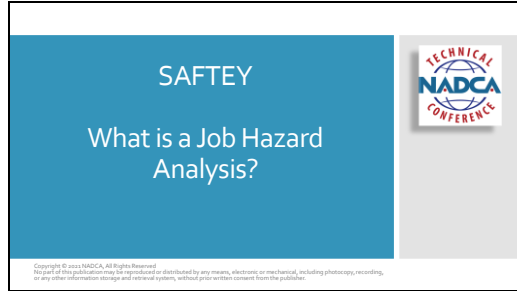


Slide 1




SAFTEY

What is a Job Hazard Analysis?

TECHNICAL
NADCA
CONFERENCE


Copyright © 2015 NADCA. All Rights Reserved.
No part of this publication may be reproduced or distributed by any means, electronic or mechanical, including photocopying, recording, or any other information storage and retrieval system, without prior written consent from the publisher.

Slide 2



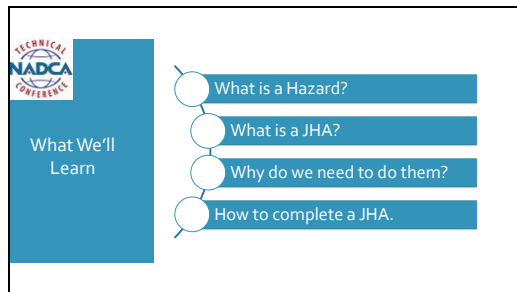
TECHNICAL
NADCA
CONFERENCE

Presenter



Colin Trudo
ASCS/CVI

Slide 3

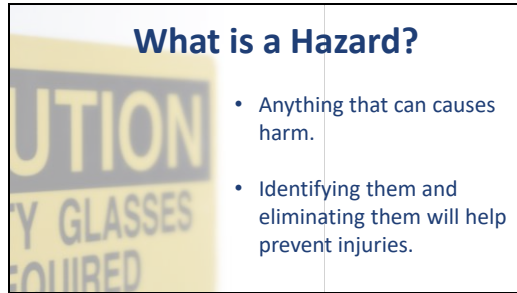


TECHNICAL
NADCA
CONFERENCE

What We'll Learn

- What is a Hazard?
- What is a JHA?
- Why do we need to do them?
- How to complete a JHA.

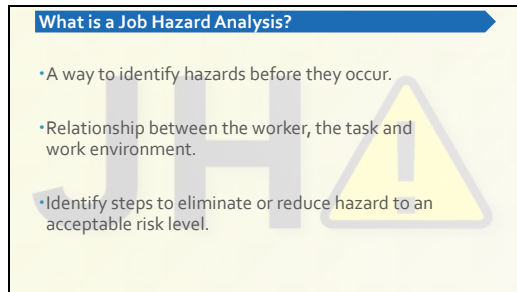
Slide 4



What is a Hazard?

- Anything that can causes harm.
- Identifying them and eliminating them will help prevent injuries.


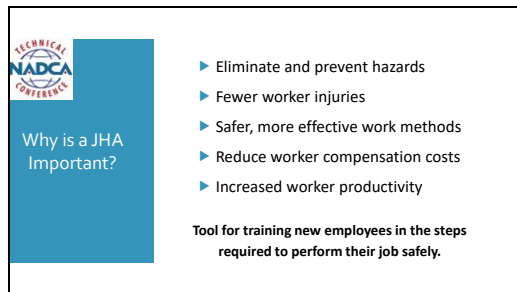
Slide 5



What is a Job Hazard Analysis?

- A way to identify hazards before they occur.
- Relationship between the worker, the task and work environment.
- Identify steps to eliminate or reduce hazard to an acceptable risk level.

Slide 6



Why is a JHA Important?


- ▶ Eliminate and prevent hazards
- ▶ Fewer worker injuries
- ▶ Safer, more effective work methods
- ▶ Reduce worker compensation costs
- ▶ Increased worker productivity

Tool for training new employees in the steps required to perform their job safely.

Slide 7


Why is a JHA Important?

Slide 8

 What Jobs Are Appropriate for a JHA?

- ▶ New jobs or changes in procedures
- ▶ A high injury rate or one error could lead to a major incident.
- ▶ Potential to cause severe or disabling injuries or illness.
- ▶ Jobs complex enough to require written instructions.


Slide 9

 Where do I begin?

STEP 1


Include Your Team

Slide 13



Conduct a Preliminary Job Review

Slide 14




Where do I begin?

STEP 4

List, Rank, and Set Priorities for Job Hazards

Slide 15



Where do I begin?

STEP 5

Outline the Steps or Tasks

Slide 28

Job Hazard Analysis

Required Personal Protective Equipment for this job:

- Eye protection (eye shield or safety glasses)
- Ear protection (earplugs or earmuffs)
- Hand protection (gloves)
- Foot protection (safety shoes)
- Fall protection (fall arrest or fall restraint)
- Head protection (hard hat)
- Respiratory protection (respirator)
- Skin protection (protective clothing)
- Other: _____

Consideration of all others in the shop, hazards it controls or identifies in this shop. Consideration that performing steps and of equipment may pose hazards that have not been analyzed, not addressed? Add additional equipment prior to conducting work. If the scope of work changes in the future or if required.

Consideration of the authority and responsibility for this work? (Indicate in the results)

NAME SIGNATURE	DATE	WORK SIGNATURE/DATE	REMARKS
John Price	John Price		
Thomas Archer	Thomas Archer		
Tony White	Tony White		

I have reviewed the steps, hazards & controls identified in this JHA with all workers listed above and will have them perform the work. I am authorized to conduct, supervise or participate in this activity.

Slide 29

Job Hazard Analysis

Required Personal Protective Equipment for this job:

- Eye protection (eye shield or safety glasses)
- Ear protection (earplugs or earmuffs)
- Hand protection (gloves)
- Foot protection (safety shoes)
- Fall protection (fall arrest or fall restraint)
- Head protection (hard hat)
- Respiratory protection (respirator)
- Skin protection (protective clothing)
- Other: _____

Consideration of all others in the shop, hazards it controls or identifies in this shop. Consideration that performing steps and of equipment may pose hazards that have not been analyzed, not addressed? Add additional equipment prior to conducting work. If the scope of work changes in the future or if required.

Consideration of the authority and responsibility for this work? (Indicate in the results)

NAME SIGNATURE	DATE	WORK SIGNATURE/DATE	REMARKS
John Price	John Price		
Thomas Archer	Thomas Archer		
Tony White	Tony White		
Colin Trudo	Colin Trudo		

I have reviewed the steps, hazards & controls identified in this JHA with all workers listed above and will have them perform the work. I am authorized to conduct, supervise or participate in this activity.

Slide 30

TECHNICAL CONFERENCE

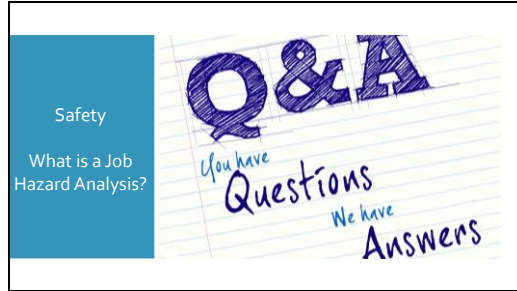
Safety

What is a Job Hazard Analysis?

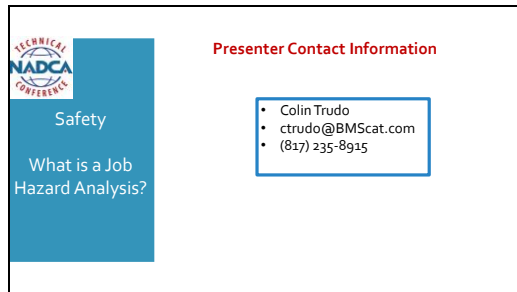
Conclusion

- What is a Job Hazard Analysis (JHA)?
- We identified why it is important to complete a Job Hazard Analysis.
- We learned how to include our team to complete a JHA.

Slide 31



Slide 32



Slide 33

